

# 170 McKay Dymek

The McKay Group was established in Southern California in 1932. The **McKay Dymek Co.** produced an interesting and somewhat unusual line of receivers in the 1970s and 1980s. Radically different in appearance than traditional communications receivers, McKay Dymek models more closely resembled home stereo receivers. Not only were they "wife friendly," but they produced superb audio. Tuning was also different. A separate knob was provided for each digit. This approach provides fast, accurate tuning, but is not efficient for simply "tuning the band." Many receivers found their way into government installations including the F.A.A. where fixed operation was called for.

McKay Dymek even sold an analog longwave, medium wave, FM, and five-band shortwave portable, the DR-11 (manufactured by the Selena Co. of Latvia).

The DR300 series was the last line of HF receivers produced by McKay Dymek. The DR333 and DR360 were gaining sales momentum when production was abruptly halted in October of 1994. The unexpected discontinuance of a vital and specialized integrated circuit from Plessey of England prevented further production.

The company later supplied high quality active antennas and other communications products to the commercial, broadcast, military and hobby markets.

**McKay Dymek Co.**  
675 N. Park Av.  
Pomona, CA 91766 1977-1978

**McKay Dymek Co.**  
111 South College Av.  
Claremont, CA 91711 1978-1980

**Stoner Communications, Inc.**  
**McKay Dymek Div.**  
9119 Milliken Av.  
Rancho Cucamonga, CA 91730  
1981-1992

**Stoner Communications, Inc.**  
300 N. Eighth St.  
Lakeside, OR 97449 1992-1998

**McKay Dymek, Inc.**  
93524 Kelso Dr.  
North Bend, OR 97459 1998-2005

## McKay Dymek

### DR22C-6

**General Coverage Communications Receiver**  
Triple Conversion Superheterodyne. Solid State.



#### Features:

- ¼" Head. Jack
- S-Meter
- 4" Speaker
- Mute Line
- Fine Tuning ±5 kHz
- NL
- Fixed Notch 5000 Hz.
- Speaker Jack
- IF Out Jack 455 kHz
- Class D AM Envelope Det.

#### Specifications:

Coverage ..... 50 - 29700 kHz      Modes ..... AM/LSB/USB  
 Selectivity ..... 8/4 kHz -6dB.      Stability ..... ±40 Hz. after ½ hour  
 Sensitivity ..... <.5µV SSB .4-20 MHz      Image Reject .. 70 dB  
 Audio Out ..... 4 ohms 2 W 10% dist.      Antenna Input . RCA & Terminals  
 IFs ..... 30, 10.7 MHz, 455 kHz

#### Circuit Complement:

43 Integrated circuits, 16 FETs, 18 transistors and 54 diodes.

#### Accessories:

DS111 Speaker      19RM22 Rack Mount Kit      DP40 RF Preselector

**Comments:** One knob is featured for each digit of display except last digit which displays either 0 or 5 kHz. The Fine Tuning knob on this digit is for tuning stations not on an even 5 kHz channel. This interesting approach may be cumbersome for those who like to tune up and down the bands. This series has a distinct "home stereo" look to it and is a departure from the traditional communications receiver design. This model was also purchased by the navy of Thailand.

**Variants:** It is believed that the prior model **DR22** was very similar, but with no NL switch above the headphone jack \$895-\$995.

**Made In:** United States 1975-1980

**Voltages:** 110-120/220-240 VAC  
50/60 Hz 30 W

**Readout:** **00005.** Digital LED

**Physical:** 17.5 x 5.1 x 15" 20 lbs.  
430x130x370mm 9 kg

**Status:** Inactive Manufacturer  
Discontinued Model

**Rarity:** Scarce

**Reviews:** *WRTH* 1978

	New	Used
<b>Price:</b>	\$995-1250	\$250-300
<b>Rating:</b>	★★★	★★★

## DR33C-6



**General Coverage Communications Receiver**  
Triple Conversion Superheterodyne. Solid State.

**Features:**

- ¼" Head. Jack
- S-Meter
- ANL
- Fixed Notch 5000 Hz.
- 4" Speaker
- Mute Line
- IF Out Jack
- Line Out 600 ohms
- 4 Tuning Steps
- Speaker Jack
- Attenuator
- Fine Tuning ±5 kHz

**Specifications:**

Coverage .....50-29700 kHz                      Modes ..... AM/LSB/USB/CW  
 Selectivity ..... AM 8/4 kHz SSB 2.5 kHz      Stability ..... ±40 Hz. after ½ hour  
 Sensitivity ..... <.5µV SSB/CW .4-20 MHz Image Reject .. 70 dB  
 Audio Out ..... 2W 4 ohms 10% dist.      Antenna Input . BNC & Terminals  
 IFs ..... 30, 10.7 MHz, 455 kHz

**Circuit Complement:**

56 Integrated circuits, 31 FETs, 20 transistors and 66 diodes. Collins mechanical filters.

**Accessories:**

DS111 Speaker                      19RM22 Rack Mount Kit                      DP40 RF Preselector  
 375 Hz Filter                      1200 Hz Filter

**Comments:** Features a large 0.5" (13 mm) LEDs. The 5 position "Band" control selects: ".05-29.7 MHz Preamp" (broadband preamp), ".05-29.7 MHz" (full coverage no preamp), "Local" (engages 30 dB attenuator), "2.5-29.7 MHz" (rejects signals below 2.5 MHz), "2.5-29.7 Preamp" (preamp and rejection below 2.5 MHz). The fifth large knob from the left, marked Fine Tune, actually controls the 1 kHz and 100 Hz LEDs. Sold for \$800 in 1987 as a closeout.

**Made In:** United States 1975-1987

**Voltages:** 110-120/220-240 VAC  
50/60 Hz 30 W

**Readout:** **00000.1** Digital LED

**Physical:** 17.5 x 5.1 x 15" 16 lbs.  
430x130x370mm 7.3 kg


**Status:** Inactive Manufacturer  
Discontinued Model

**Rarity:** Scarce

**Reviews:** *Passport* 1987  
*WRTH* 1980  
*Commun. World* 1980  
*Popular Elec.* October 1979  
*Radex* 1979  
*QST* September 1979

	New	Used
<b>Price:</b>	\$1000-1995	\$400-500
<b>Rating:</b>	★★★	★★★

## DR44



**General Coverage Communications Receiver**  
Triple Conversion Superheterodyne. Solid State.

**Features:**

- ¼" Head. Jack
- S-Meter
- ANL
- Fixed Notch 5000 Hz.
- 4" Speaker
- Mute Line
- IF Out Jack
- Fine Tuning ±5 kHz
- IF Gain
- Speaker Jack
- Rack Handles
- Class D AM Env. Det.

**Specifications:**

Coverage .....50 - 29700 kHz                      Modes ..... AM/SSB/CW/RTTY  
 Selectivity ..... AM 8/4 kHz SSB 2.5 kHz      Stability ..... ±40 Hz. after ½ hour  
 Sensitivity ..... <.5µV CW .4-20 MHz      Image Reject .. 70 dB  
 Audio Out ..... 2 W 4 ohms 10% dist.  
 Environment .0 to +50°C 95% Humid      Antenna Input BNC

**Circuit Complement:**

56 Integrated circuits, 31 FETs, 20 transistors and 66 diodes.

**Accessories:**

DS111 Speaker                      DP4044 RF Preselector  
 375 Hz Filter                      1200 Hz Filter

**Comments:** The frequency is selected by rotating an individual knob per digit. The first knob selects 0,10 or 20 MHz. The next knob selects the single MHz position, the third knob the 100 kHz position, the fourth knob the 10 kHz position and the fifth knob (Fine Tune) selects the 1 kHz and 100 Hz position. Used by the Federal Aviation Administration. The 10-position rotary switches generating the BCD-complement code are reportedly no longer available.

**Variants:** Later production had a Fast/Slow/Off AGC knob.

**Made In:** United States 1975-1987

**Voltages:** 110-120/220-240 VAC  
50/60 Hz 30 W

**Readout:** **00000.1** Digital LED

**Physical:** 19 x 7 x 15" 16 lbs.  
480x180x370 mm 7.3 Kg

**Status:** Inactive Manufacturer  
Discontinued Model

**Rarity:** Very Scarce

	New	Used
<b>Price:</b>	\$1600-1900	\$400-480
<b>Rating:</b>	★★★	★★★

## DR44-6



**General Coverage Communications Receiver**  
Triple Conversion Superheterodyne. Solid State.

**Features:**

- 1/4" Head. Jack
- S-Meter
- ANL
- Fixed Notch 5000 Hz.
- 4" Speaker
- Mute Line
- IF Out Jack
- AGC OFF/FST/SLO
- IF Gain
- Speaker Jack
- 4 Tuning Steps
- Fine Tuning ±5 kHz
- Rack Handles
- Class D AM Env. Det.

**Specifications:**

Coverage .....50 - 29700 kHz                    Modes ..... AM/LSB/USB  
 Selectivity ..... AM 8/4 kHz SSB 2.5 kHz    Stability ..... ±40 Hz. after 1/2 hour  
 Sensitivity ..... <.5µV SSB/CW .4-20 MHz    Image Reject .. 70 dB  
 Audio Out ..... 2 W 10% distortion        Antenna Input . RCA (or BNC)

**Circuit Complement:**

56 Integrated circuits, 31 FETs, 20 transistors and 66 diodes.

**Accessories:**

DS111 Speaker            DC719 Cabinet (shown)        DP4044 RF Preselector  
 375 Hz Filter            1200 Hz Filter

**Comments:**

The frequency is selected by rotating individual knobs per digit. The first knob selects 0,10 or 20 MHz. The next knob selects the single MHz position, the third knob the 100 kHz position, the fourth knob the 10 kHz position and the fifth knob (Fine Tune) selects the 1 kHz and 100 Hz position. Note the addition of the AGC knob on the left, not found in the DR44. Shown in optional cabinet. Actively marketed to the marine and military markets was also used by the F.A.A.

**Made In:** United States 1975-1987

**Voltages:** 110-120/220-240 VAC  
50/60 Hz 30 W

**Readout:** **00000.1** Digital LED

**Physical:** 17.5 x 5.1 x 15" 16 lbs.  
444x129x381mm 7.2 kg

**Status:** Inactive Manufacturer  
Discontinued Model

**Rarity:** Very Scarce

**Reviews:** *Radio Electronics*

	New	Used
<b>Price:</b>	\$1900-2200	\$450-550
<b>Rating:</b>	★★★	★★★

## DR55-6



**General Coverage Communications Receiver**  
Triple Conversion Superheterodyne. Solid State.

**Features:**

- 1/4" Head. Jack
- S-Meter
- ANL
- Fixed Notch 5000 Hz.
- 4" Speaker
- Mute Line
- IF Out Jack
- Class D AM Env. Det.
- AGC (2 Pos).
- Rack Handles
- Speaker Jack
- Fine Tuning ±5 kHz

**Specifications:**

Coverage .....50-29700 kHz                    Modes ..... AM/LSB/USB  
 Selectivity ..... AM 8/4 kHz SSB 2.5 kHz    Stability ..... ±40 Hz. after 1/2 hour  
 Sensitivity ..... <.5µV CW .4-20 MHz        Image Reject .. 70 dB  
 Audio Out ..... 2 W 4 ohms 10% dist.        IFs ..... 30, 10.7 MHz, 455 kHz  
 Environment .. 0 to +50°C 95% Humid        Antenna Input . RCA 50 ohm

**Circuit Complement:**

43 Integrated circuits, 16 FETs, 18 transistors and 54 diodes.

**Accessories:**

DS111 Speaker            DC719 Cabinet (shown)        DP4044 RF Preselector  
 375 Hz Filter            1200 Hz Filter

**Comments:** Tuning is accomplished with a knob for: 10s of MHz, MHz, 100 kHz and 5 kHz. A Fine Tuning knob is featured (±5 kHz) for frequencies off 5 kHz increments. Closed-out at \$650 in 1987. Shown in optional cabinet. This model was actively marketed to the marine and military markets.

**Variants:** A version of this receiver, model **RC-02-10C**, was manufactured in Brazil under license from McKay Dymek Company. Forty units were made for use in the country's coastal communications stations. Labeling was in Portuguese.

**Made In:** United States 1974-1988

**Voltages:** 110-120/220-240 VAC  
50/60 Hz 30 W

**Readout:** **●●●●●●** Knobs


**Physical:** 19 x 7 x 15" 16 lbs.  
483x178x381mm 7.2 kg

**Status:** Inactive Manufacturer  
Discontinued Model

**Rarity:** Very Scarce

	New	Used
<b>Price:</b>	\$800-1295	\$300-350
<b>Rating:</b>	★★★	★★★

## DR101-6



**General Coverage Communications Receiver**  
Triple Conversion Superheterodyne. Solid State.

**Features:**

- 1/4" Head. Jack
- S-Meter
- ANL
- Fixed Notch 5000 Hz.
- 4" Speaker
- Mute Line
- IF Out Jack
- Speaker Jack
- IF Gain
- 3 Tuning Rates
- VRIT
- AGC OFF/FST/SLO

**Specifications:**

Coverage ..... 50 - 29700 kHz      Modes ..... AM/LSB/USB/RTTY  
 Selectivity ..... 8/4 kHz -6dB.      Stability ..... ±40 Hz. after 1/2 hour  
 Sensitivity ..... <.5µV SSB/CW .4-20 MHz Image Reject .. 70 dB  
 Audio Out ..... 2 W 4 ohms 10% dist.      Antenna Input . RCA & Terminals  
 Environment .. 0 to +50°C.

**Accessories:**

DS111 Speaker      Rack Mounting Kit      DP40 RF Preselector  
 375 Hz Filter      1200 Hz Filter

**Comments:**

Features Variable Rate Incremental Tuning that provides electronic scan tuning in 100 Hz steps. The speed of the tuning is adjustable by how far to the right or the left you set the VRIT knob. One of the earliest slewing receivers. Consequently this model may be used for band scanning, unlike the DR22, DR33, etc. The 4 kHz filter is Collins.

**Made In:** United States 1979-1983

**Voltages:** 110-120/220-240 VAC  
50/60 Hz 30 W

**Readout:** **00001.** Digital LED

**Physical:** 17.5 x 5.1 x 15" 16 lbs.  
444x130x381mm 7.3 kg

**Status:** Inactive Manufacturer  
Discontinued Model

**Rarity:** Very Scarce

**Reviews:** *Passport* 1987  
*WRTH* 1982

	New	Used
<b>Price:</b>	\$1150-1850	\$400-600
<b>Rating:</b>	★★★★	★★★★

## DR333



**General Coverage Communications Computer Receiver**  
Double Conversion Superheterodyne. Solid State.

**Features:**

- Head. Jack
- PC S-Indication
- AGC
- Attenuator
- Squelch
- Speaker Jack
- 9999 Memories
- Spectrum Display
- Clock 24 Hr.
- RF Gain
- 999 Band Scans with auto logging
- PBT ±600 Hz.
- Operation via mouse and/or keyboard

**Specifications:**

Coverage ..... 10 - 30000 kHz      Modes ..... AM/LSB/USB/CW/FM  
 Selectivity ..... 6/2.7/\_/\_ kHz -6dB.      Third Order ..... +35 dBm  
 Sensitivity ..... <.5µV SSB      IF Reject ..... >70 dB  
 Audio Out ..... .6 W 10% dist.      Image Reject .. 90 dB  
 IFs ..... 455 kHz, 40.04 MHz      Antenna Input . BNC 50 ohm

**Accessories:**

.4 kHz Filter      1.2 kHz Filter

**Comments:**

This receiver lacks any knobs or controls and is operated exclusively through a PC. System requirements: DOS 3.1 or higher, 256K memory. Software supplied on two 5 1/4" diskettes. Connection to the PC is via the serial port (9600 baud, DB-9). The supplied 2.7 kHz filter is a Collins. The spectrum analyzer features 400 stops and is near real-time. A 15 character label can be stored with each memory. Please see **Displays** at the bottom of the following page.

**Variants:** DR300 was the receiver on printed circuit board with no enclosure (OEM). Only the 6 kHz filter was supplied as standard.

**Made In:** United States 1992-1994

**Voltages:** 11 - 16 VDC 1A

**Readout:** **1 Hz.** Digital on PC

**Physical:** 7.4 x 2.25 x 4.75" 2 lbs.  
188x57x121mm .9 kg


**Status:** Inactive Manufacturer  
Discontinued Model

**Rarity:** Very Scarce

**Reviews:** *Audio* September 1992  
*Funk* February 1993  
*NASWA* September 1992  
*Proceedings* 1991

	New	Used
<b>Price:</b>	\$1199	\$300-350
<b>Rating:</b>	★★★★	★★★

## DR360



**General Coverage Communications Computer Receiver**  
 Double Conversion Superheterodyne. Solid State.

**Features:**

- IF Out Jack
- Squelch
- Clock 24 Hr.
- PBT ±600 Hz.
- PC S-Indication
- Speaker Jack
- RF Gain
- Operation via mouse and/or keyboard
- AGC
- 9999 Memories
- 999 Band Scans with auto logging
- Attenuator
- Spectrum Display

**Specifications:**

Coverage .....	10 - 30000 kHz	Modes .....	AM/LSB/USB/CW/FM
Selectivity .....	6/2.7/.5/_ kHz -6dB.	Third Order .....	+35 dBm
Sensitivity .....	<.5µV SSB	IF Reject .....	>70 dB
Audio Out .....	.6 W 10% distortion	Image Reject ..	90 dB
IFs .....	455 kHz, 40.04 MHz	Antenna Input	BNC 50 ohm

**Comments:**

The DR360 is the military version of the DR333. All inputs and outputs are furnished via three weather and dust resistant connectors. The heavy duty enclosure is RF and weather gasketed. Standard outputs are: 455 kHz IF, 600 ohms unbalanced, .6 watt audio. Supplied filters include: 6, 2.7 and .5 kHz -6dB. The 2.7 filter is a Collins. One optional filter may be added. A 1 PPM TCXO is also featured on this model. The antenna jack is a BNC. All other specifications and capabilities are the same as the model DR-333.

**Made In:** United States 1992-1994

**Voltages:** 11 - 16 VDC 1A

**Readout:**  Digital on PC

**Physical:** 9 x 2.25 x 5" 3 lbs.  
 229x57x127mm 1.4 kg

**Status:** Inactive Manufacturer  
 Discontinued Model

**Rarity:** Typically Unavailable

	New	Used
<b>Price:</b>	①	⑤
<b>Rating:</b>	⑥	⑥